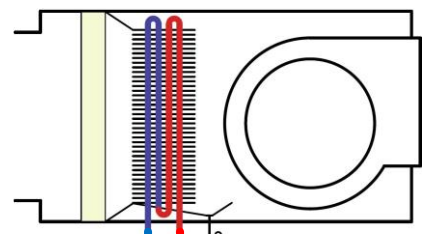
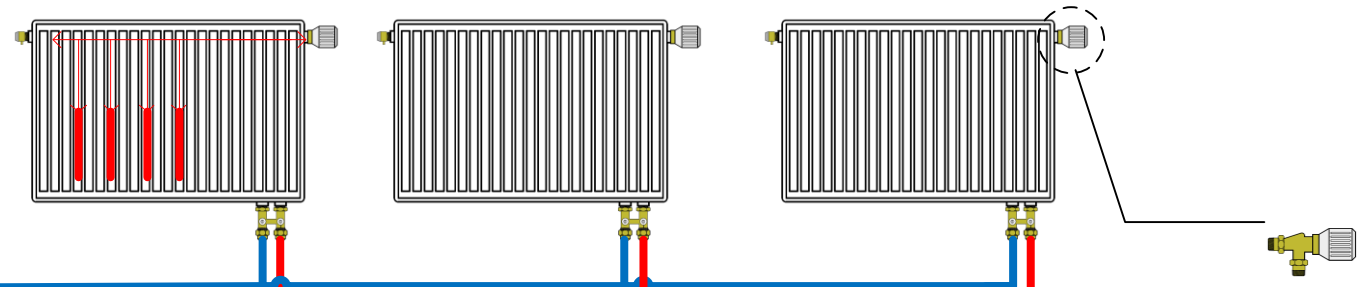



Max. Heat Loss
95 MBH@ $\Delta T=20^{\circ}F$



Max. Heat Loss
95 MBH@ $\Delta T=20^{\circ}F$

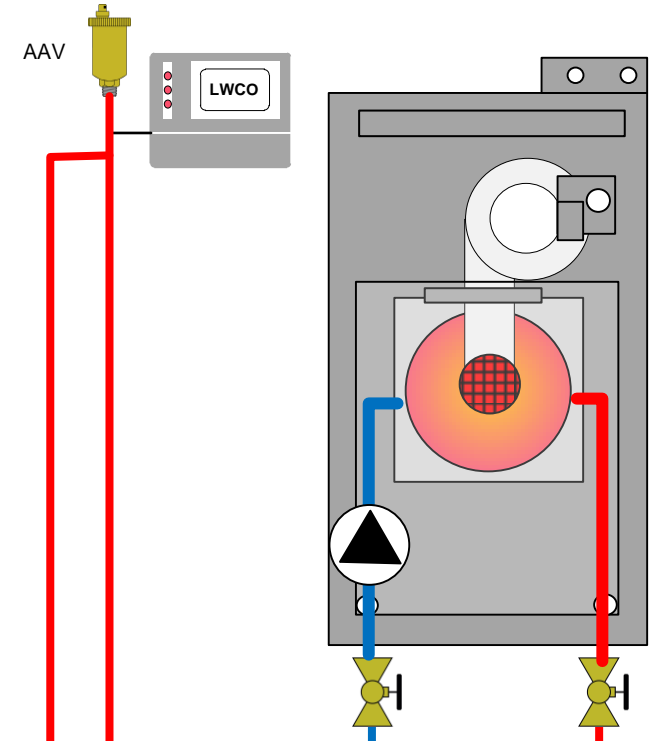


Thermostatic Radiator Valve



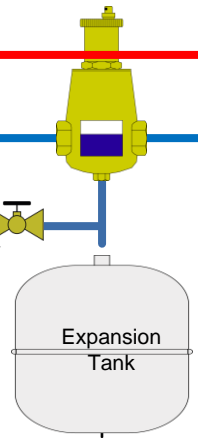
ECM
Pump

Max. 19.4 GPM



AAV

LWCO



Expansion
Tank



AUTO-FEED ASSEMBLY

Disclaimer: The Fine Print
This schematic and notes are illustrative only. It should not be used for any actual installation without engineering or technical advice from trained or licensed professional. No warranty is expressed or implied as to the suitability or workability of this schematic, the pipe sizing and/or the component selection.

CONFIDENTIAL
THIS DRAWING IS THE PROPERTY OF SOLARNETIX INC. AND CAN NOT BE ALTERED, REPRODUCED OR DISTRIBUTED WITHOUT WRITTEN PERMISSION

REV	0
DWG NO	HIEFFICIENCY GAS BOILER w. PUMP 2- HI TEMPERATURE ZONES (NO DHW)
SHEET	1 OF 3
FSCM NO	1" NPT (DN25)
SCALE	NTS



 DRAWN V.T
 ISSUED 15-06-2018