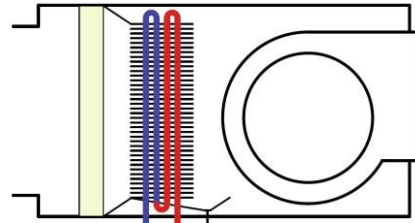
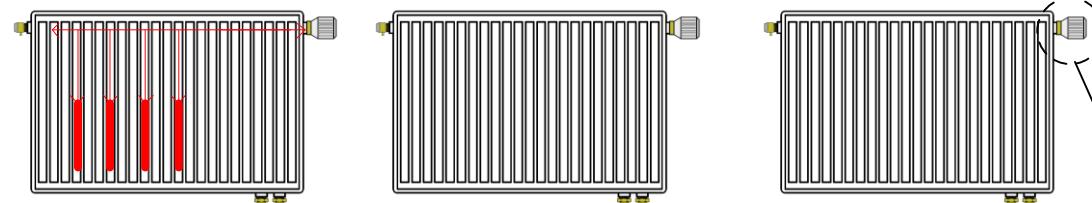


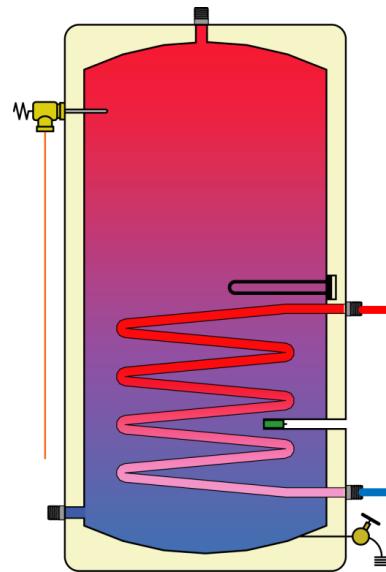
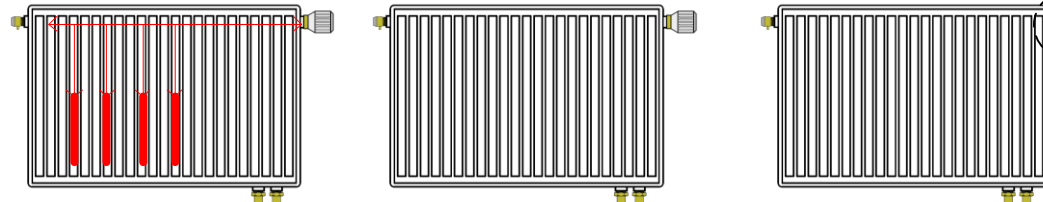
Max. Heat Loss
95 MBH@ $\Delta T=20^{\circ}F$



Max. Heat Loss
95 MBH@ $\Delta T=20^{\circ}F$

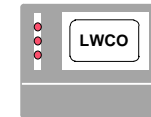


Max. Heat Loss
95 MBH@ $\Delta T=20^{\circ}F$

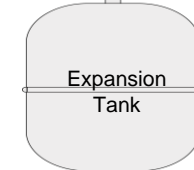
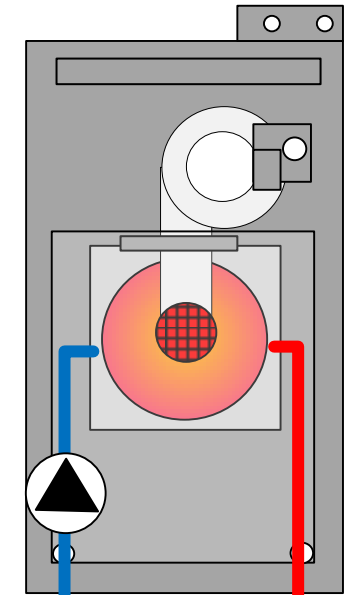


ECM
Pumps

Max. 29.1 GPM




AAV



Disclaimer: The Fine Print
This schematic and notes are illustrative only. It should not be used for any actual installation without engineering or technical advice from trained or licensed professional. No warranty is expressed or implied as to the suitability or workability of this schematic, the pipe sizing and/or the component selection.

CONFIDENTIAL
THIS DRAWING IS THE PROPERTY OF SOLARNETIX INC.
AND CAN NOT BE ALTERED, REPRODUCED OR DISTRIBUTED
WITHOUT WRITTEN PERMISSION

REV	0
DWG NO	HIGH EFF GAS BOILER w. PUMP 4- HI TEMP ZONES (DHW PRIORITY)
FSCM NO	
SIZE	1" NPT (DN25)
SCALE	NTS
SHEET	3 OF 3



 DRAWN V.T
 ISSUED 15-07-18